

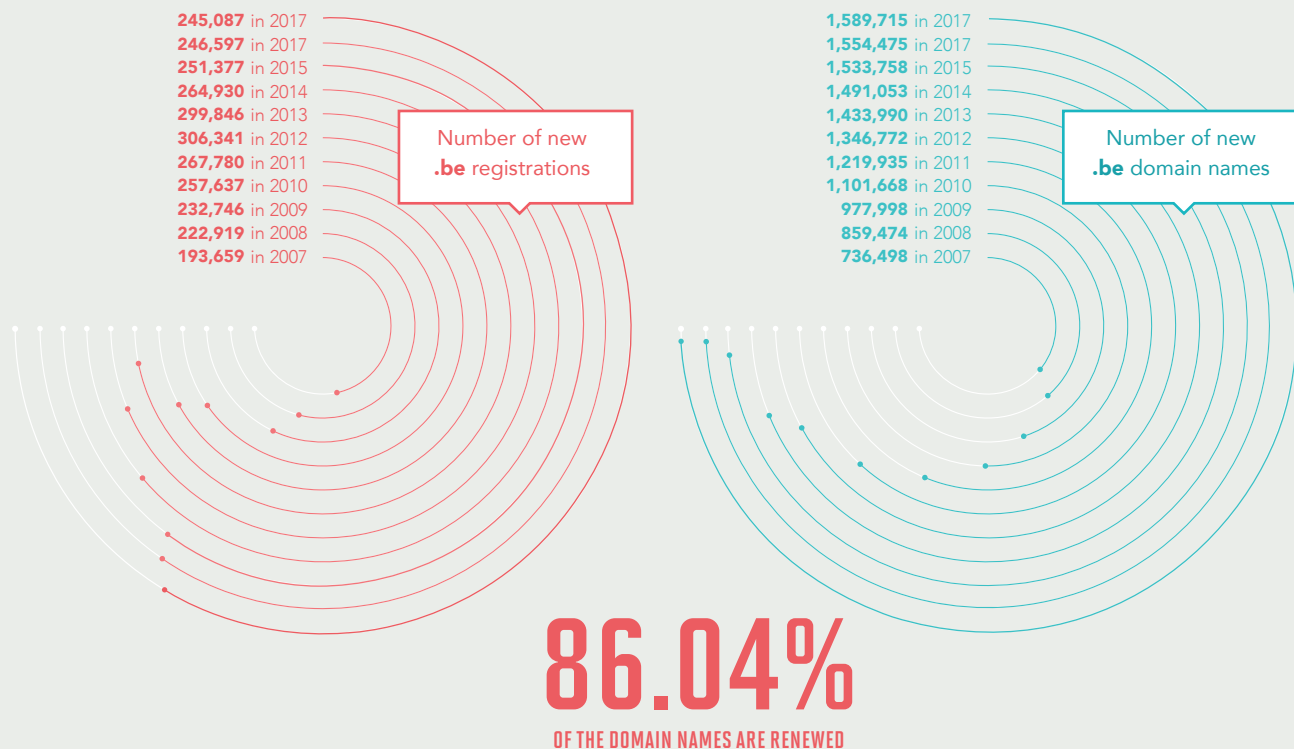
# FIGURES FOR 2017

---

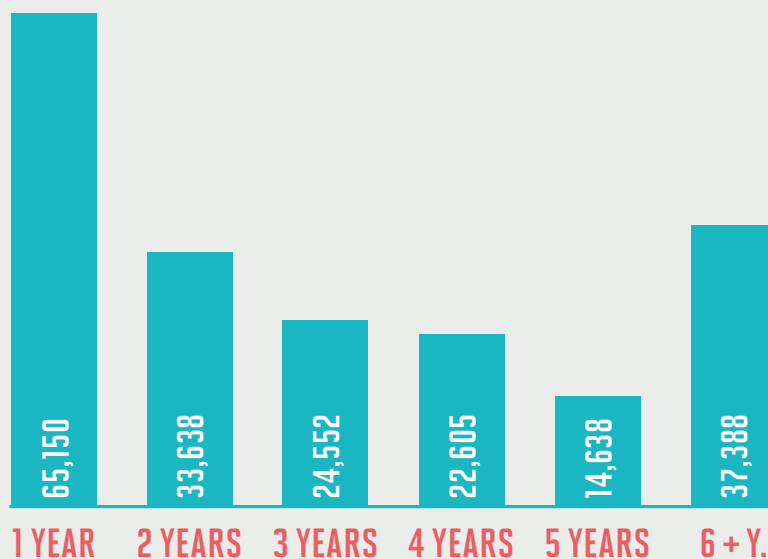
dnsbelgium

## EVOLUTION

How many new **.be** domain names have been registered and how many are there in total?



How many **.be** domain names have been deleted and how old were they at that point in time?



How many **.vlaanderen** and **.brussels** domain names have been registered and how many are there in total?

Total number of domain names

Percentage renewal domain names

**6,695**  
.vlaanderen

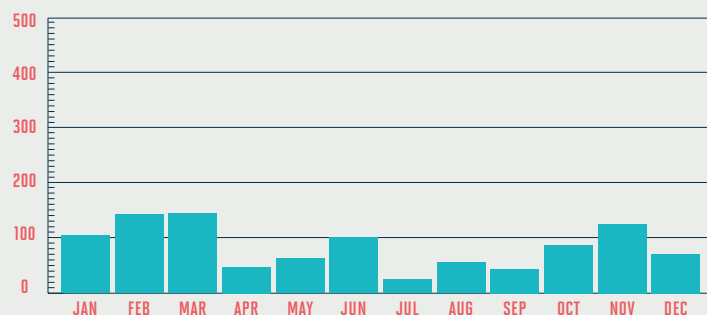
**81.2%**  
.vlaanderen

**7,511**  
.brussels

**85.1%**  
.brussels

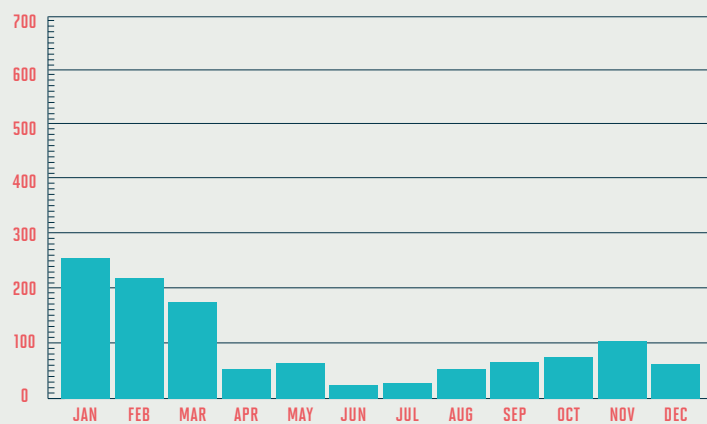
How many **.brussels** domain names and **.vlaanderen** domain names were deleted per month in 2017?

**.brussels** domain names



**TOTAL: 1,002**

**.vlaanderen** domain names



**TOTAL: 1,167**

## THE DOMAIN EXTENSION MARKET IN BELGIUM

Which extension do Belgians choose  
for their domain name?

**57.95%**  
**.BE**



**15.49 %**  
.com



**7.28 %**  
.eu



**6.17 %**  
.net



**2.87 %**  
.nl



**1.69 %**  
.org



**1.63 %**  
.fr



**0.88 %**  
.info



**0.58 %**  
.uk



**0.54 %**  
.de



**0.44 %**  
.biz



**0.43 %**  
.lu



**0.33 %**  
.brussels



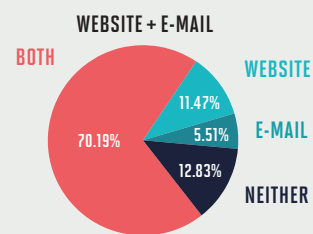
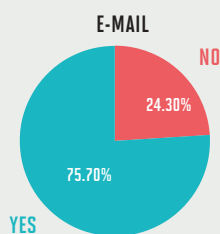
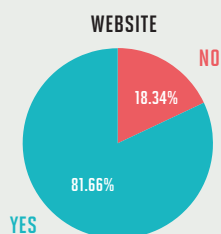
**0.31 %**  
.vlaanderen



**0.28 %**  
.es

## USE

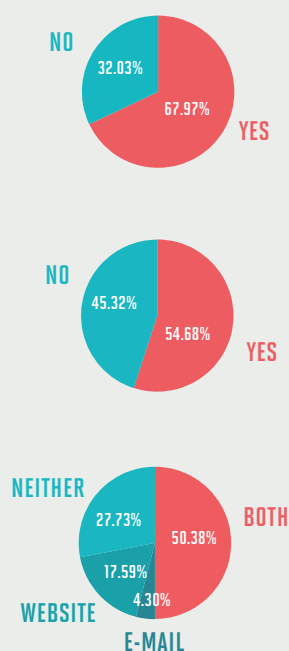
Use of a **.be** domain name



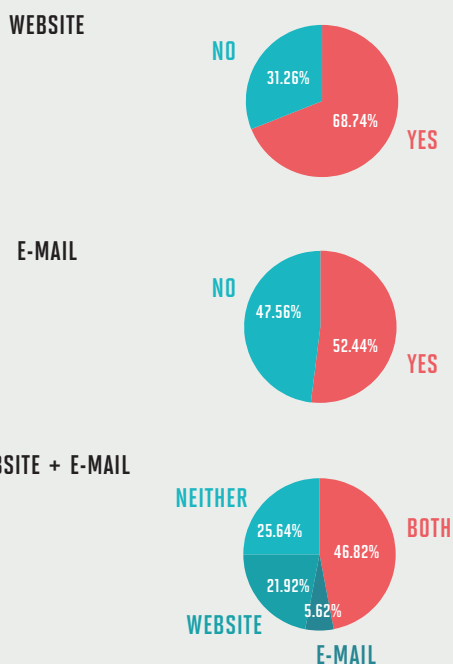
## 2016 VS. 2017

	companies		private individuals		total	
only website	13.46%	12.77%	7.93%	8.04%	11.93%	11.47%
only e-mail	6.71%	5.96%	5.62%	4.34%	6.41%	5.51%
neither	12.93%	12.80%	13.36%	12.91%	13.05%	12.83%
both	66.91%	68.47%	73.08%	74.72%	68.61%	70.19%

### Use of .brussels domain names



### Use of .vlaanderen domain names



### .brussels domain names

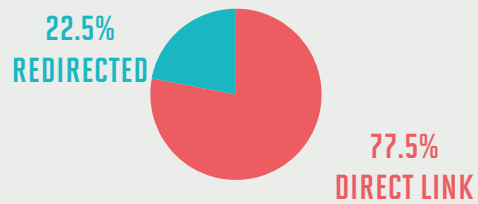
## COMPANIES VS. INDIVIDUALS

### .vlaanderen domain names

companies	private individuals	total		companies	private individuals	total
19.72%	6.46%	17.59%	website	24.84%	8.24%	21.92%
4.42%	3.65%	40.30%	e-mail	5.52%	6.12%	5.62%
29.31%	19.47%	27.73%	neither	25.42%	26.68%	25.64%
46.54%	70.42%	50.36%	both	44.23%	58.96%	46.82%

## REDIRECTS

### Redirects from **.be** websites

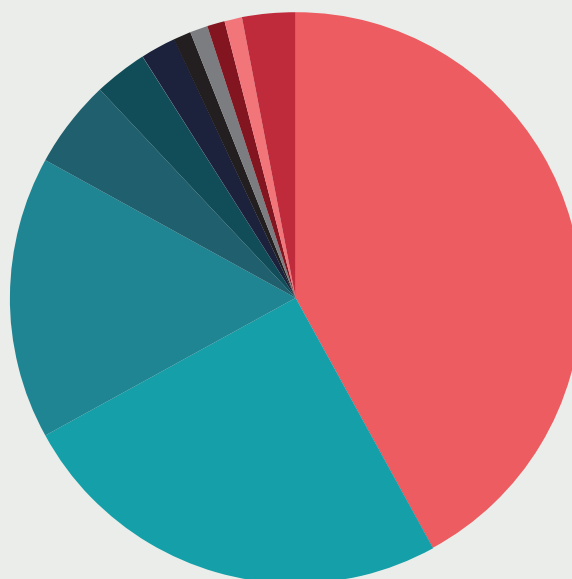


---

Of all domain names that are linked to a website 22.5% were redirected to another domain name. In 42.34% of the cases it concerned a different .be domain name.

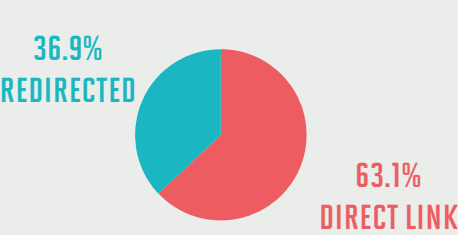
---

### Redirects from **.be** websites per extension

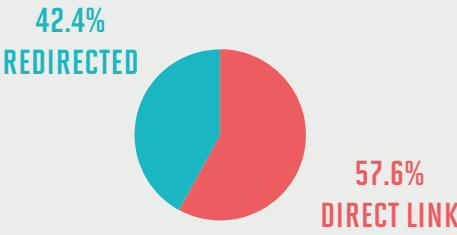


42.34%	.BE
25.31%	.COM
16.06%	.NL
4.82%	.NET
3.37%	.EU
2.07%	.FR
1.59%	.DE
0.71%	.ORG
0.55%	.AT
0.22%	.INFO
2.96%	OTHERS

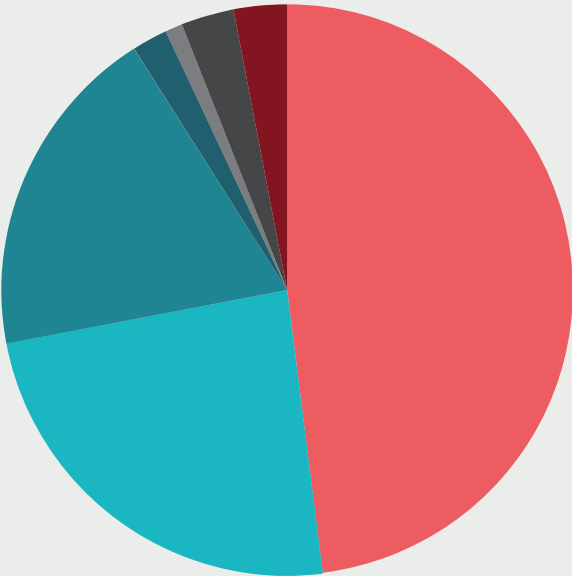
Redirects from **.brussels** websites



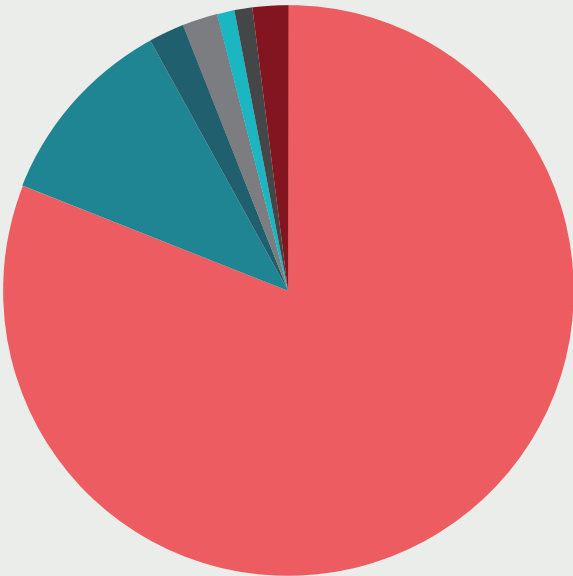
Redirects from **.vlaanderen** websites



Redirects from **.brussels** websites  
per extension



Redirects from **.vlaanderen** websites  
per extension



## WEBSITE CONTENT

.be websites

FIGURES IN %	2015	2016	2017	EVOLUTION 2016-2017
Business*	33.81	26.97	34.27	+7.3
Holding page*	30.17	38.13	27.58	-10.55
Error reporting	16.13	13.13	13.34	+0.21
Non-commercial site	8.94	11.96	10.64	-1.32
Personal/family/blog	3.29	4.05	4.55	+0.50
Pay-per-click	0.66	1.95	3.25	+1.30
Website for sale	2.40	0.58	2.61	+2.03
Webshop	2.21	1.45	1.97	+0.52
Password protected	1.28	1.13	1.08	-0.05
Pornography	0.46	0.40	0.48	+0.08
Portal/media	0.66	0.25	0.22	-0.03

\*The results are slightly different than previous years because we have optimized the sampling method.



## **.brussels** websites

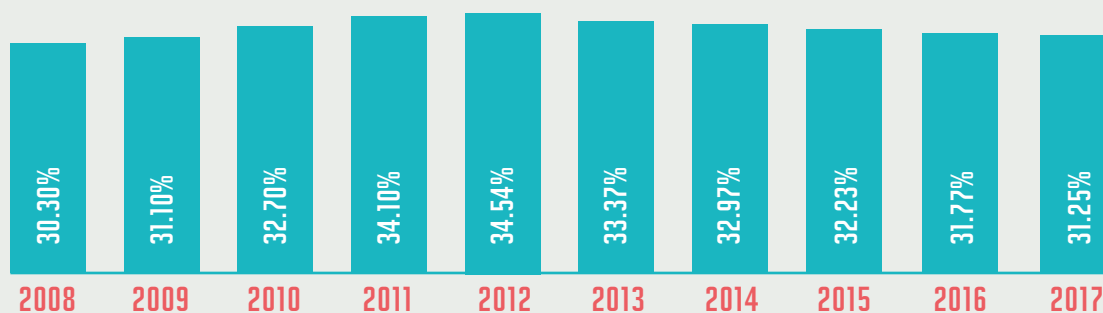
FIGURES IN %	2017
Holding page*	56.38
Non-commercial site	13.38
Business*	13.07
Error reporting	8.74
Pay-per-click	4.18
Personal/family/blog	1.39
Website for sale	0.77
Password protected	0.74
Portal/media	0.68
Webshop	0.46
Pornography	0.19

## **.vlaanderen** websites

FIGURES IN %	2017
Holding page*	57.76
Business*	14.08
Error reporting	9.19
Non-commercial site	8.32
Pay-per-click	4.71
Website for sale	2.00
Personal/family/blog	1.96
Portal/media	0.87
Password protected	0.53
Webshop	0.38
Pornography	0.23

## DEMOGRAPHICS

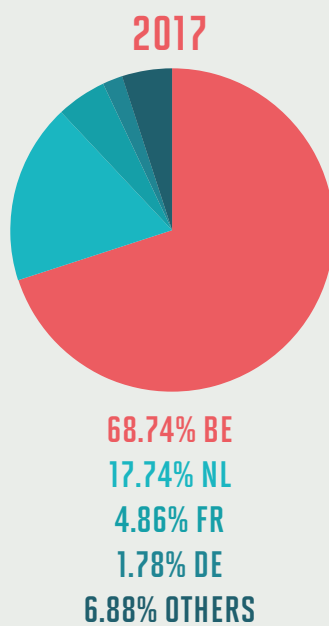
Evolution of the number of foreign  
**.be** domain name holders



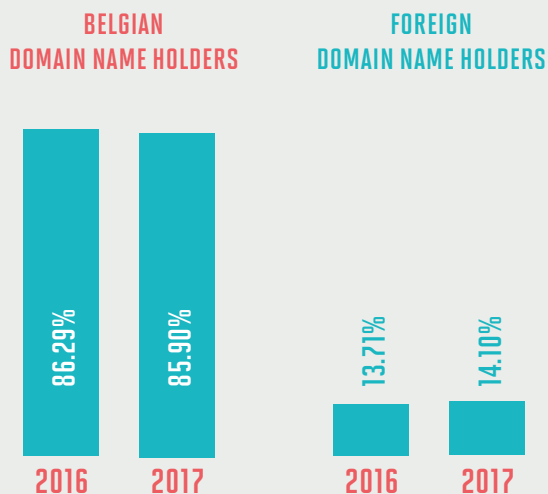
\*The results are slightly different than previous years because we have optimized the sampling method.

## Holders of **.be** domain names per country of origin

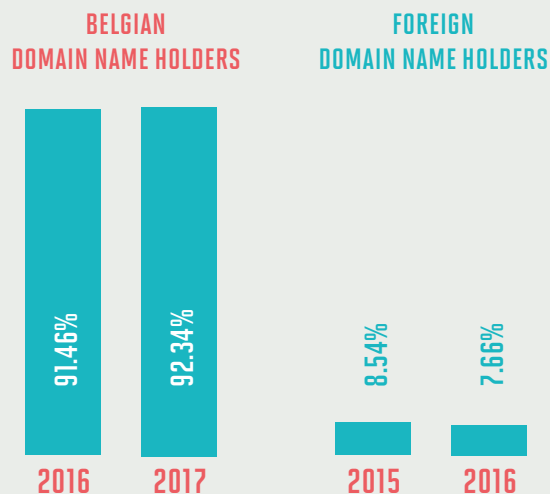
	2014	2015	2016	2017
BE	67.03%	67.77%	68.23%	68.74%
NL	18.98%	18.52%	18.18%	17.74%
FR	5.43%	5.13%	5.03%	4.86%
DE	1.72%	1.73%	1.75%	1.78%
US	1.17%	1.30%	1.20%	1.39%
GB	1.23%	1.07%	0.93%	0.83%
LU	0.46%	0.46%	0.46%	0.49%
CH	0.42%	0.45%	0.45%	0.46%
AT	0.45%	0.43%	0.31%	0.27%



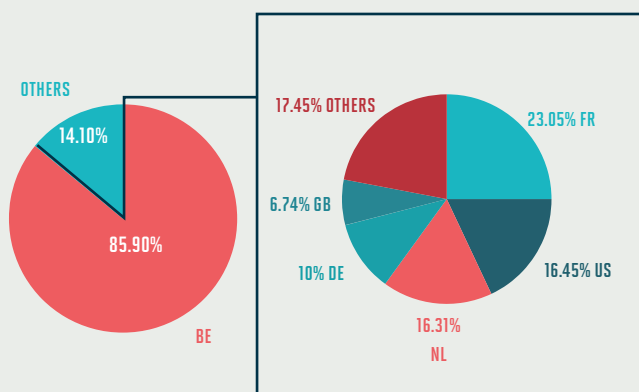
Number of foreign  
**.brussels** domain name holders



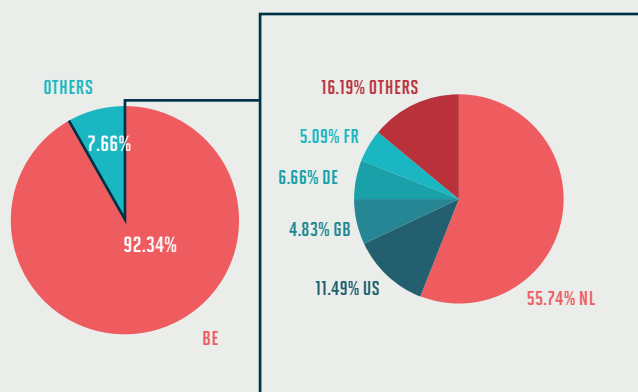
Number of foreign  
**.vlaanderen** domain name holders



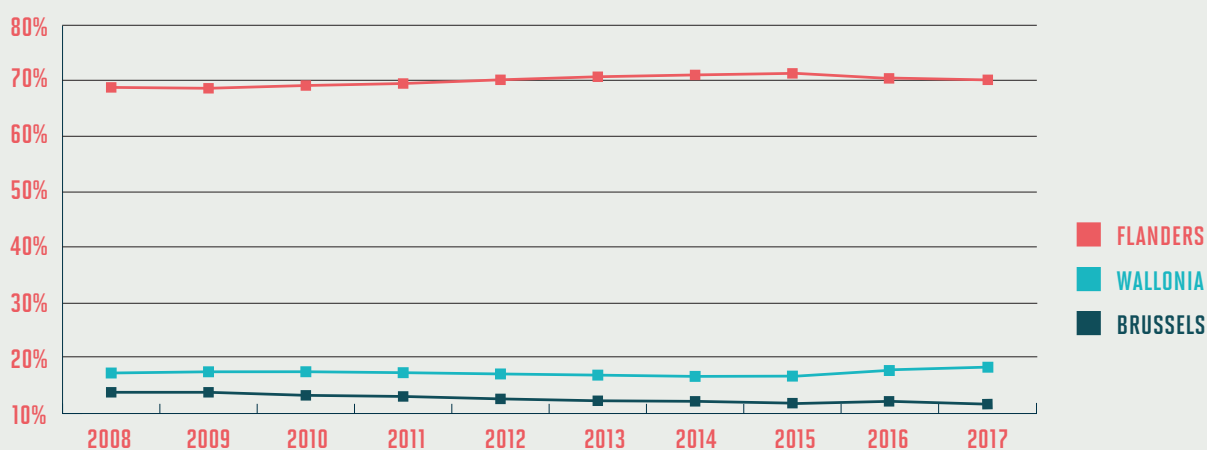
Holders of **.brussels** domain names  
per country of origin



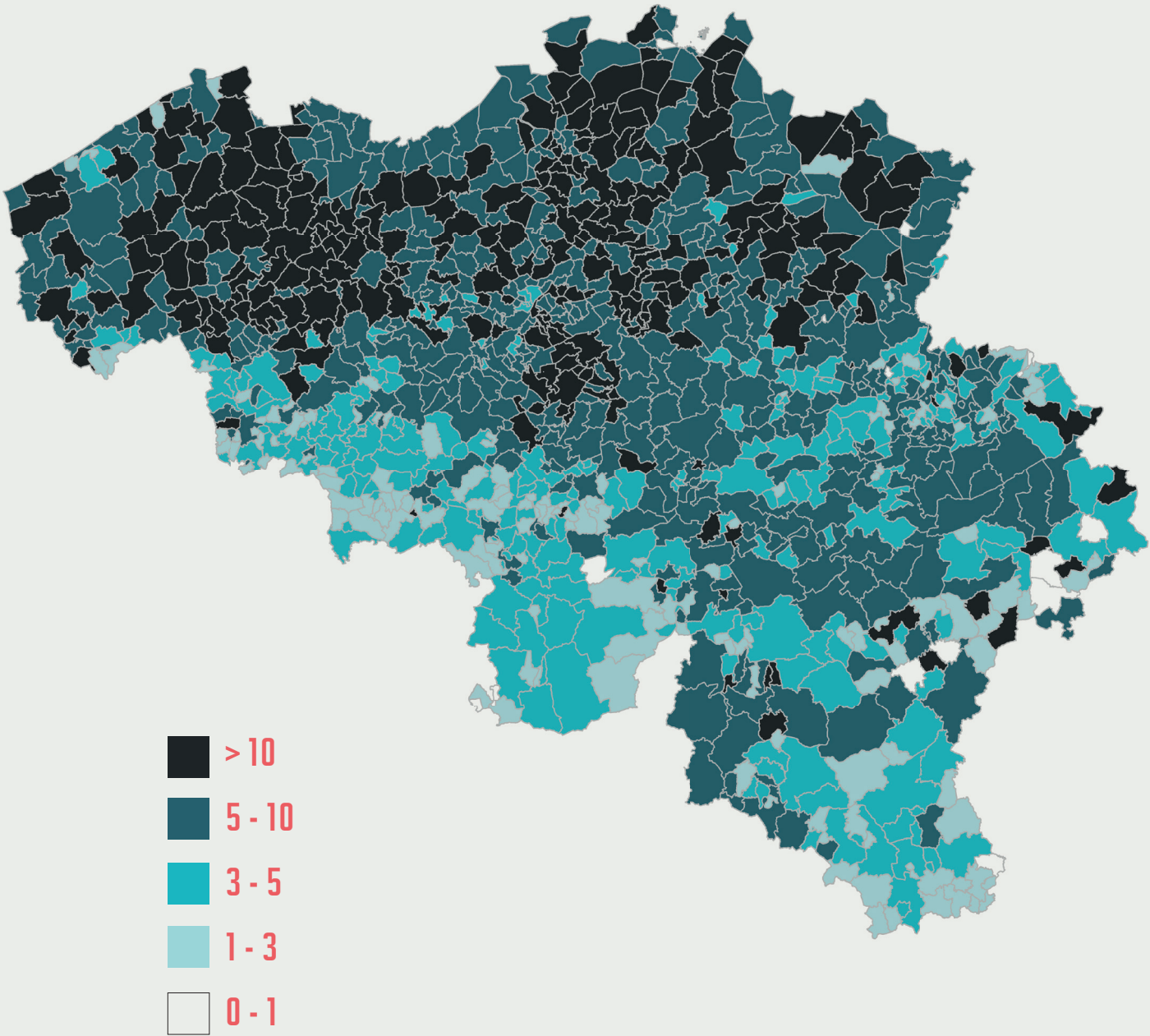
Holders of **.vlaanderen** domain names  
per country of origin



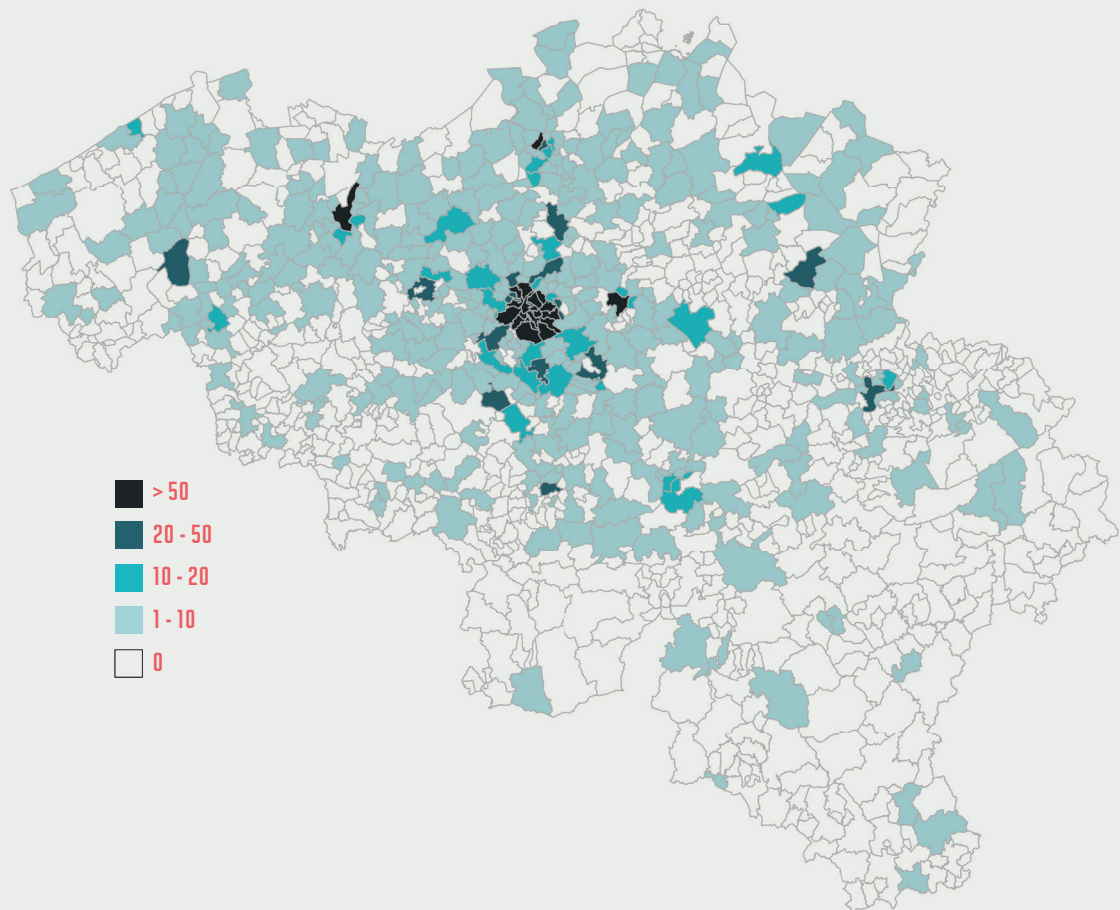
Distribution of **.be** domain names across regions (in %)



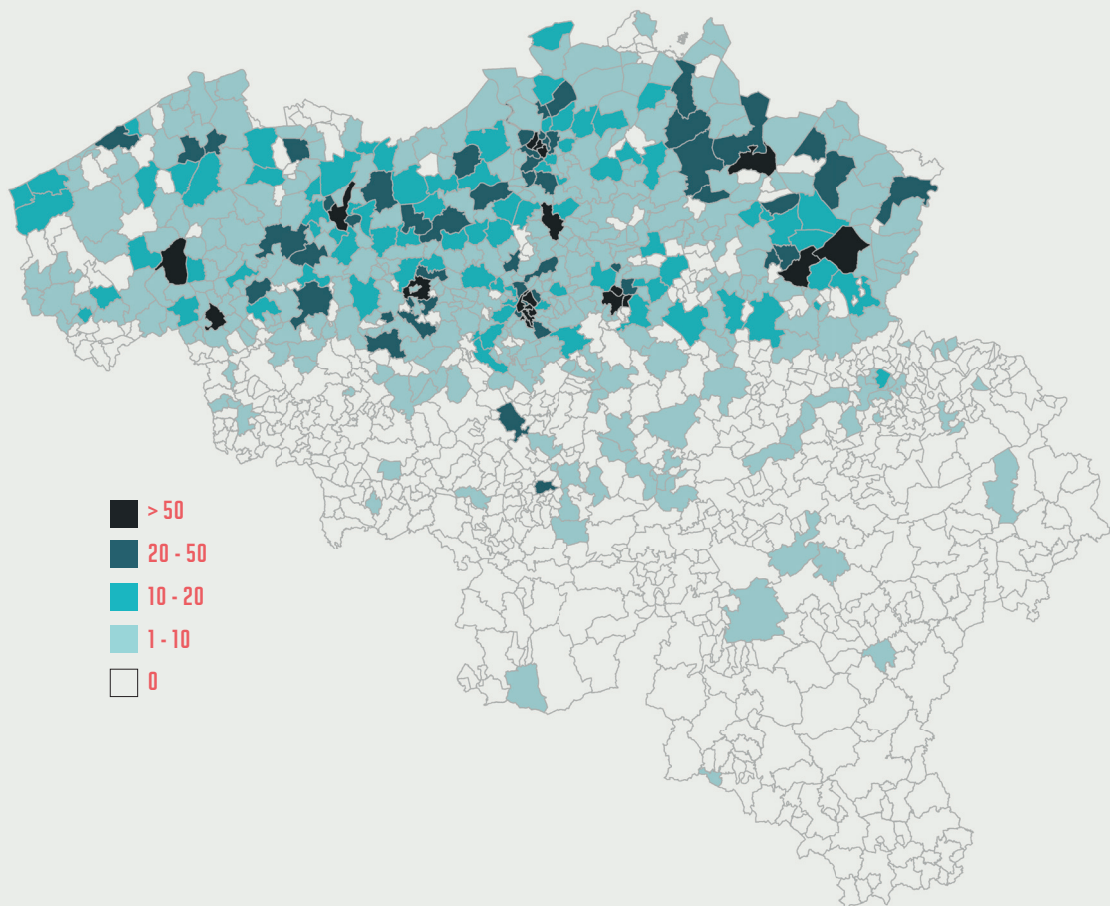
Distribution of **.be** domain names per postal code and per 100 inhabitants



Distribution of **.brussels** domain names per postal code



Distribution of **.vlaanderen** domain names per postal code

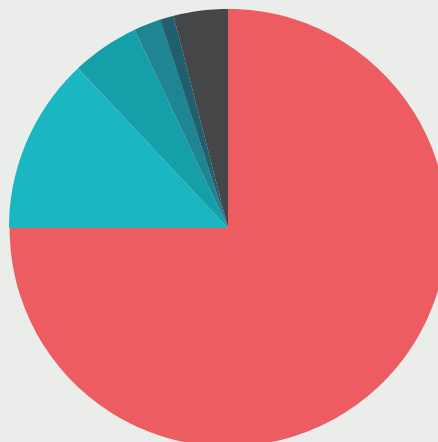


## DISTRIBUTION PER HOLDER

Number of **.be** domain names per holder

74.98%  
12.65%  
4.44%  
2.32%  
1.31%  
4.30%

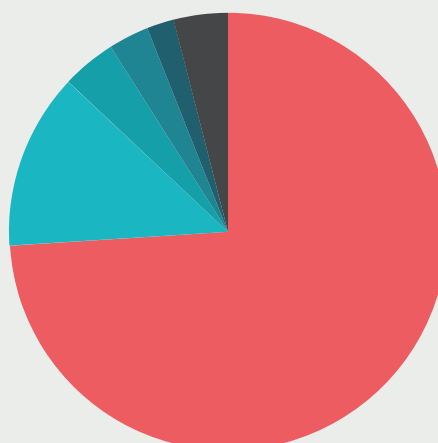
1 DOMAIN NAME  
2 DOMAIN NAMES  
3 DOMAIN NAMES  
4 DOMAIN NAMES  
5 DOMAIN NAMES  
> 5 DOMAIN NAMES



Number of **.brussels** domain names per holder

73.95%  
12.61%  
4.45%  
3.38%  
1.49%  
4.11%

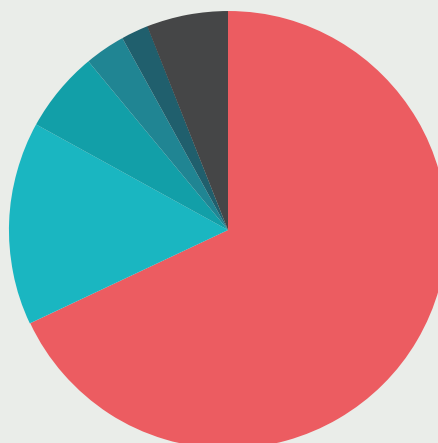
1 DOMAIN NAMES  
2 DOMAIN NAMES  
3 DOMAIN NAMES  
4 DOMAIN NAMES  
5 DOMAIN NAMES  
> 5 DOMAIN NAMES



Number of **.vlaanderen** domain names per holder

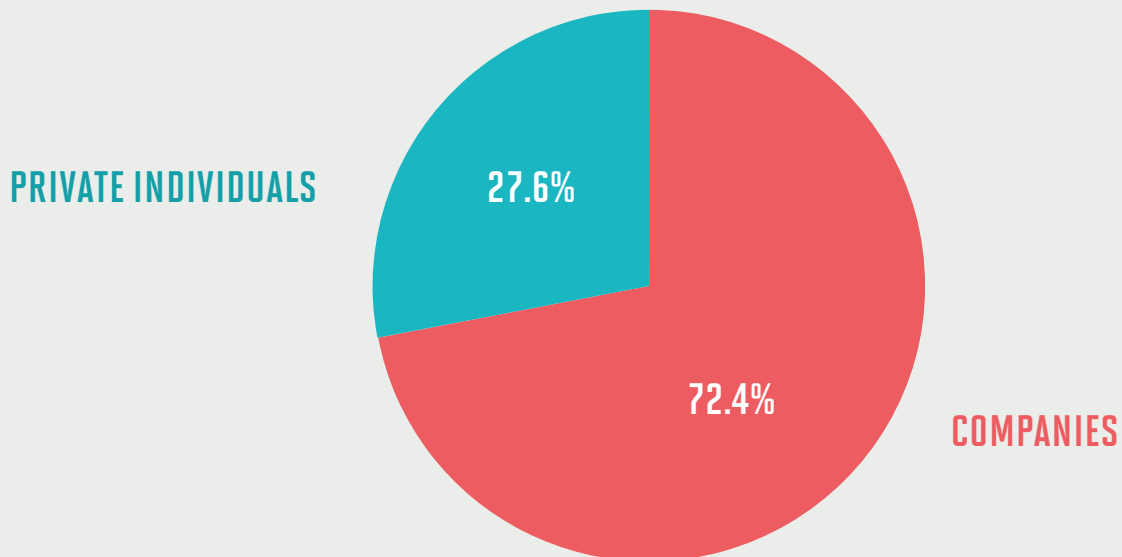
68.30%  
15.15%  
6.09%  
3.18%  
1.68%  
5.61%

1 DOMAIN NAME  
2 DOMAIN NAMES  
3 DOMAIN NAMES  
4 DOMAIN NAMES  
5 DOMAIN NAMES  
> 5 DOMAIN NAMES

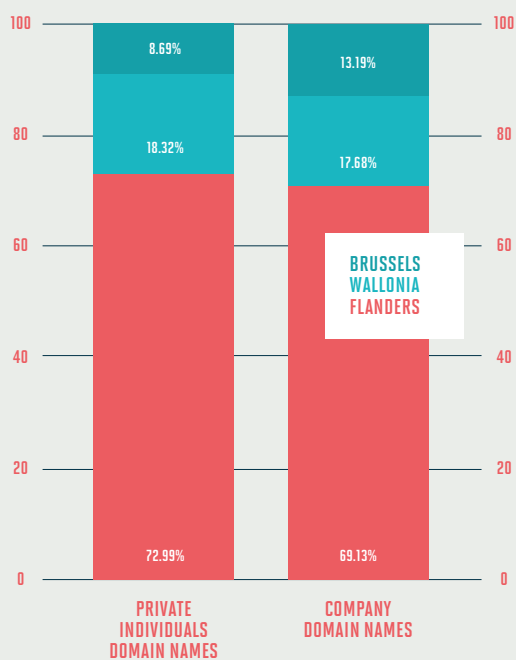


## DISTRIBUTION PRIVATE INDIVIDUALS/COMPANIES

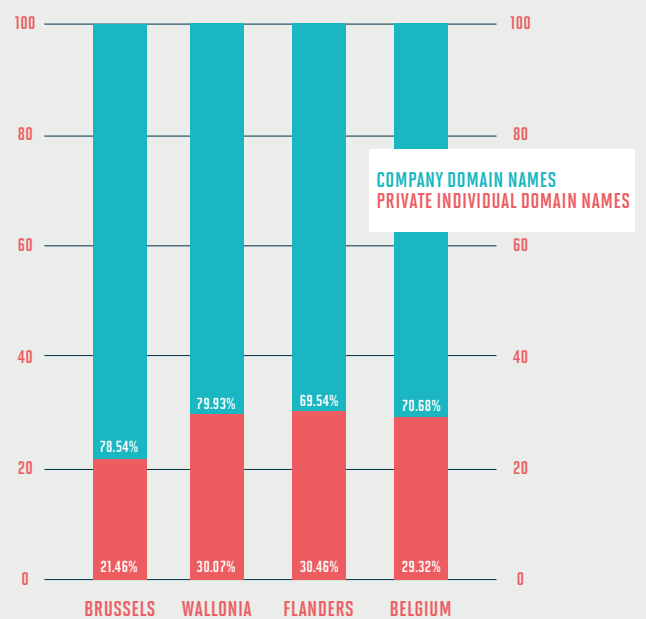
Distribution private individuals/companies .be



Regional distribution  
.be domain names

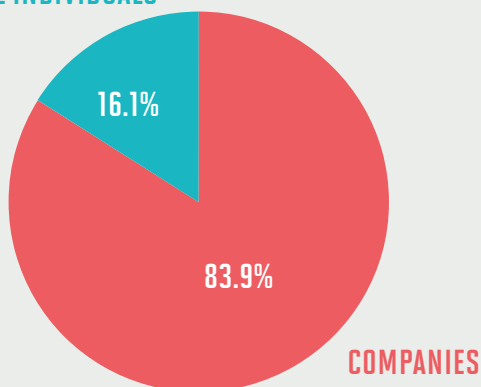


Distribution per region .be



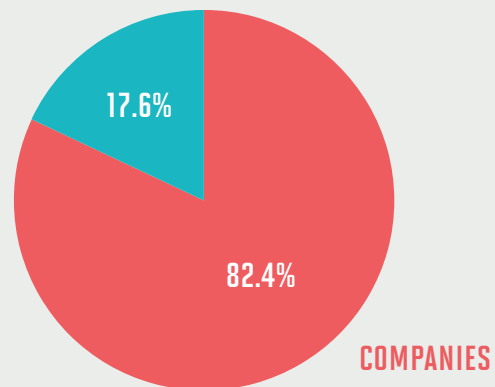
Distribution private individuals/companies **.brussels**

PRIVATE INDIVIDUALS

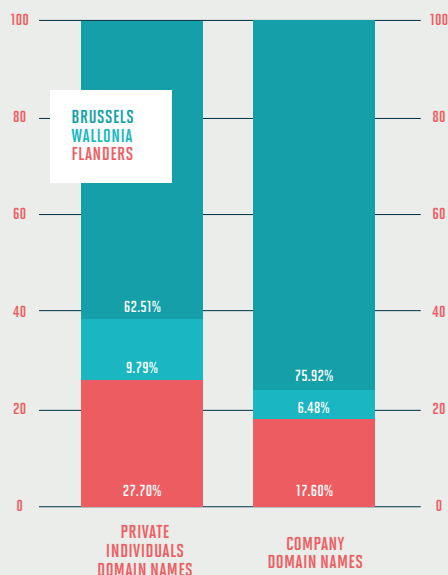


Distribution private individuals/companies **.vlaanderen**

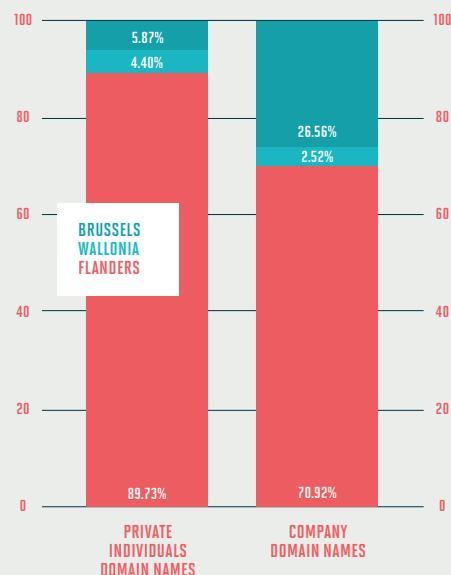
PRIVATE INDIVIDUALS



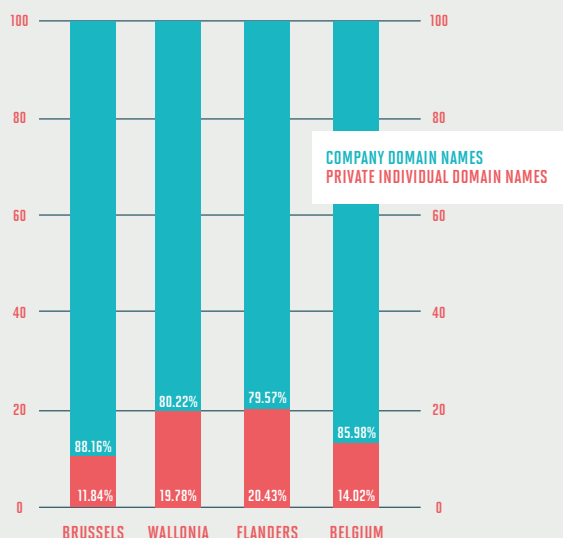
Regional distribution **.brussels** domain names



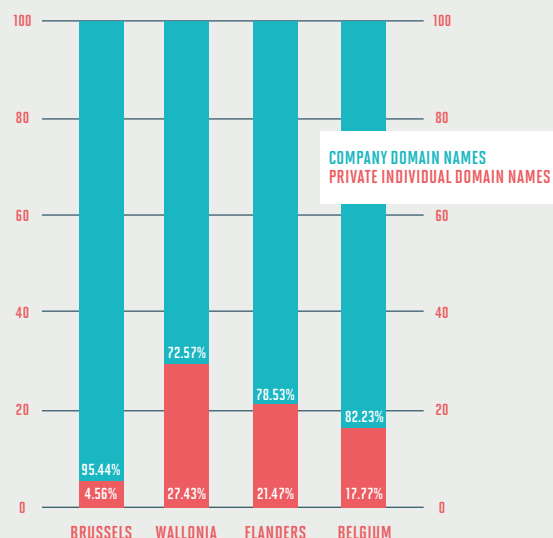
Regional distribution **.vlaanderen** domain names



Distribution per region **.brussels**



Distribution per region **.vlaanderen**





dnsbelgium